

# AREBOS

## Heavy Duty Shelf 120 kg

AR-HE-SLR08



Please follow all security measures in this user's manual to ensure a secure use.

Thank you for trusting in AREBOS.

## List of contents

<b>1. Safety Instructions.....</b>	<b>3</b>
<b>2. Technical Specifications.....</b>	<b>3</b>
<b>3. Assembly.....</b>	<b>3</b>
3.1 Before Assembly.....	3
3.2 Parts.....	4
3.3 Installation.....	4
<b>4. Disposal Instruction .....</b>	<b>6</b>
4.1 Disposal of the packaging.....	6
4.2 Disposal of waste equipment .....	6

Please read and save these instructions. Read through this user's manual carefully before using product. Protect yourself and others by observing all safety information, warnings and cautions. Failure to comply with instructions could result in personal injury and/or damage to product or property. Please retain instructions for future reference.

## 1. Safety Instructions

- Read the operating instructions carefully before use.
  - Save them for future reference.
  - The maximum spot load is 66.14 lbs (30 kg) per shelf.
  - The weight must be evenly distributed on the shelves.
  - Make sure not to exceed the maximum spot load per shelf or for the whole unit.
  - Do not place the unit in a room that is very humid because this could damage the shelves.
  - Wear safety gloves when assembling the unit.
  - Anchor the unit with a suitable wall bracket.
  - **NOTE:** Make sure not to drill into water pipes or electric cables.
- If the connector tabs of the shelf cross pieces should bend on assembly, they can be bent back into their original position with the aid of a flat head screwdriver.

## 2. Technical Specifications







<b>Model</b>	<b>AR-HE-SLR08</b>
Dimensions	29.53 x 12.2 x 58.66 in (75 x 31 x 149 cm)
Load capacity total	264.55 lbs (120 kg)
Load capacity per shelf	66.14 lbs (30 kg)
Material frame	galvanized metal
Material shelves	MDF wood fiber board
Number of shelves	4
Metal thickness	0.0276 in (0.70 mm)
Weight	12.35 lbs (5,6 kg)

## 3. Assembly

### 3.1 Before Assembly

- Remove all packaging material and check that all the parts are included.
- Check the product for transport damage before assembling.
- Assemble the product on a clean and level surface (e.g. carpet) to avoid damage.
- Use a rubber mallet to avoid damaging the material.
- Place the unit on a level surface. Otherwise this will compromise safety, or the maximum supporting capacity.
- Only use plugs and screws suitable for the type of wall and weight of the shelves. Plugs, screws and tools for wall mounting are sold separately.
- **Exclusion of liability:** There is no liability – also not for secondary damage – if the bug was caused in order to wrong or unintended installation.

### 3.2 Parts

<b>A</b>		4x	<b>F</b>		4x
<b>B</b>		8x	<b>G</b>		8x
<b>C</b>		8x	<b>H</b> tool is not contained in scope of delivery		
<b>D</b>		8x			
			<b>I</b> tool is not contained in scope of delivery		

### 3.3 Installation

- Assemble the first shelf support as shown in diagram. For this fix two of the girders **C** and **D** at the corner pieces (**B**).
- Connect each of the corner pieces (**B**) with one other by using the included couplers (**F**).
- Place the shelves (**A**) on each level.
- Fit the plastic feet (**G**) on the top and bottom ends of the corner pieces.





## **4. Disposal Instruction**

### **4.1 Disposal of the packaging**

- Please make reference to the guidelines and standards for appropriate disposal of the packaging valid in your region. In part, the package may consist of plastic bags - watch this respect, with special care to ensure that this is not out of the reach of children. There is a risk of suffocation!

### **4.2 Disposal of waste equipment**

- Equipment must be disposed of in accordance with the rules and regulations of the local waste disposal.
- At the end of the long life of your article, please dispose of the valuable raw materials for proper disposal so that proper recycling can take place. If you are not sure how to proceed, the local waste disposal companies or recycling centres are happy to help.

**Our customer service number: +49 (0) 931-45232700**

## Imprint

Name of the product: Arebos Heavy Duty Shelf 120 kg  
Model Nr.: AR-HE-SLR08  
Art. Nr.: 4260551583674

If this product is modified without our consent, it loses the right to any warranty.

Date/Manufacturer Signature/Location:

Würzburg, 29.03.2019



Identification of the signatory:  
Dipl.-Inform. (Univ.) Korhan Canbolat, head of the company

Authorised representative for the technical documentation:  
Korhan Canbolat

**Office address:**  
Canbolat Vertriebs GmbH  
Gneisenaustraße 10-11  
D-97074 Würzburg

Return address can be found in the imprint: <https://www.arebos.de/impressum/>

VAT identification number: DE 263752326  
Court of the Commercial Register is Würzburg, HRB 10082  
WEEE Reg.-No. DE 61617071